
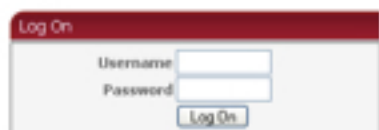


FIRST STEPS: MINIMAL INTEGRATION FOR MAXIMUM EFFECT

Library Resources in Angel at SUNY Oneonta presented by Logan Rath, Emerging Technologies Librarian

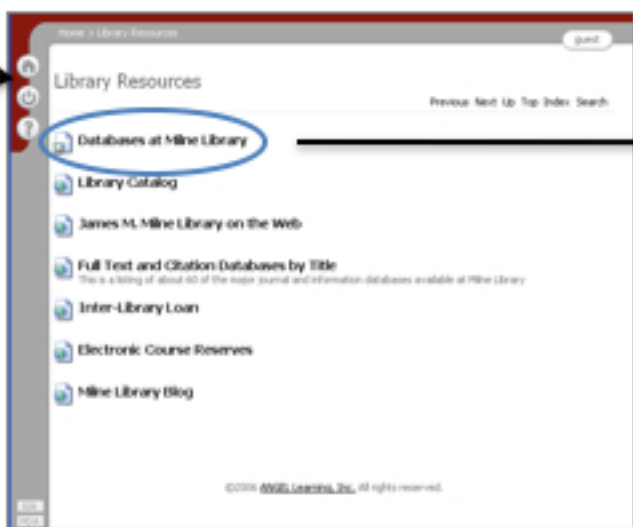


The library has its own nugget, which allows for quick access to popular library links without logging into Angel



Inside a course in Angel, there is an "Institutional Resources" nugget that directs students to the library "nugget."

For the most part, we link to pages on our library website via Angel so that content does not have to be updated in multiple areas.



How Angel Saved Us

One morning, the campus web server crashed. Since we do database management using a Microsoft Access database, we were able to create a no-frills listing of the popular databases and load this into Angel. This could also be done to create an on-campus work-around in the event that the proxy server crashes.



Linking in Angel – Proxying made easy

Proxy a URL for Off-Campus Access

Enter the URL to be proxied:
(include http://)

Note: Once a URL is proxied, it will bounce the request through our campus servers, requiring a user to login if they are not on campus. If the proxy server returns a message saying that a file needs to be added to the proxy server, please contact libweb@oneonta.edu and we will take care of the request at our earliest convenience. Also, publicly accessible sites should not be run through the server and will result in an error.

This page is available via our library website and allows for anyone to provide a URL which, through ASP, will be converted to a proxied URL so that faculty, staff, and students can access permanent or persistent article or search links from anywhere on the Internet.

Check It Out For Yourself

Oneonta's Angel Instance: <http://angel.oneonta.edu>

Oneonta's Library Page: <http://library.oneonta.edu>