

The College at Brockport: State University of New York

Digital Commons @Brockport

Lesson Plans

CMST Institute

8-3-2006

Integer Coefficients using TI Calculator

Karie Shaw

The College at Brockport

Follow this and additional works at: https://digitalcommons.brockport.edu/cmst_lessonplans



Part of the [Physical Sciences and Mathematics Commons](#), and the [Science and Mathematics Education Commons](#)

Repository Citation

Shaw, Karie, "Integer Coefficients using TI Calculator" (2006). *Lesson Plans*. 124.

https://digitalcommons.brockport.edu/cmst_lessonplans/124

This Lesson Plan is brought to you for free and open access by the CMST Institute at Digital Commons @Brockport. It has been accepted for inclusion in Lesson Plans by an authorized administrator of Digital Commons @Brockport. For more information, please contact digitalcommons@brockport.edu.

Karie Shaw
Math 8 for Fredrick Douglass Middle School

Standards: 8.A.8 Multiply a binomial by a monomial or a binomial (integer coefficients)

Materials: laptop
Smart board
TI-8x
Overhead projector
Worksheets (see attachment)

Bell Work: Teacher probe for prior knowledge/skills (see attachment).

Essential Question: How do we multiply polynomials?

Teacher Directive Lesson: Teacher will review the FOIL method. The teacher will also illustrate how to use the TI-8x to check their answer (see attachment).

Work Time: Students will first work independently on completing a worksheet on multiplying binomials. Students will be paired in groups of two where they will use the TI-8x to check their answer (see attachment).

Summary: Each pair will share their experiences with the entire class.

Learning Extension: Students will be asked to develop three sets of binomials and use the FOIL method to multiply each pair. Out of the three examples, students will be asked to share one example with the class.

Name: _____
Math

Date: _____
Bell Work

Evaluate:

1) $5 + -3 =$ _____

2) $-12 + 20 =$ _____

3) $100 + 25 =$ _____

4) $-132 + -17 =$ _____

5) $5 - -15 =$ _____

6) $-21 - -13 =$ _____

7) $-7 - 109 =$ _____

8) $-14 - -104 =$ _____

9) $neg \bullet neg =$ _____

$pos \bullet pos =$ _____

$neg \bullet pos =$ _____

$pos \bullet neg =$ _____

10) What is the coefficient for x ? _____

11) What is the coefficient for $3x$? _____

12) What is $x \bullet x$? _____

13) What is $x + x$? _____

14) What is $-3x + 3x$? _____

15) What is $-9x + x$? _____

Name: _____
Math

Date: _____

1) Use the following example: $(x - 12)(x + 3)$ to explain the FOIL method.

F: _____

O: _____

I: _____

L: _____

2a) Use the FOIL method to multiply the following two binomials.

$$(x - 2)(x + 3)$$

SHOW YOUR WORK!

b) What mathematical operation are you using to get each term? _____

c) What are the two terms that you can combine? _____

d) What is your answer once you have combine like terms? _____

3) Multiply: $(x - 3)(x + 2)$

SHOW YOUR WORK!

3b) Compare your answer to problem 2a: Explain why the two answers are different?

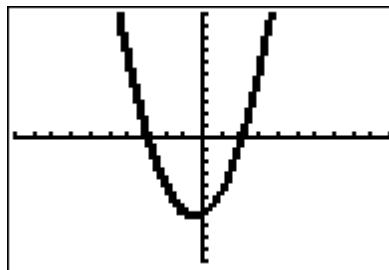
NOW LET'S TAKE OUT OUR GRAPHING CALCULATOR TO SEE IF WE FOILED CORRECTLY!!!!!!!!!!!!

Calculator Instructions!!!!

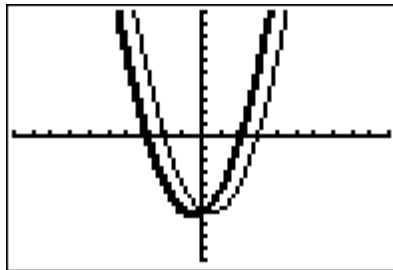
- Turn on your calculator.
- Hit the $y =$ button.
- In $Y1$ enter the 2 binomials being multiplied.
- In $Y2$ enter your answer.
- Go to the left of $Y2$. Put your cursor on the dotted line. Hint enter for the thick dark line to appear.

```
Plot1 Plot2 Plot3
\Y1=(X-2)(X+3)
\Y2=X^2+X-6
\Y3=
\Y4=
\Y5=
\Y6=
\Y7=
```

- Hit the zoom button, arrow down to # 6 (ZStandard). Hit enter (once you hit enter the graph will appear. The dotted parabola represents $Y1$. The solid dark line parabola represents $Y2$, which is your answer. The two graphs should overlap if your answer is correct.



- Clear out Y1. Enter $(x-3)(x+2)$. Leave your answer for Y2 alone. Hit the graph button. When your answer is incorrect the parabolas do not overlap.



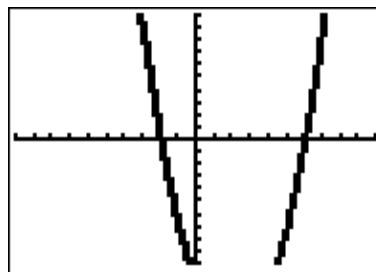
Now let us explore how to adjust your window when the full parabola does not appear on your view screen.

- In Y1 Enter $(x-6)(x+2)$. In Y2 enter $x^2 - 4x - 12$. Hit the graph button.

```

WINDOW
Xmin=-10
Xmax=10
Xscl=1
Ymin=-10
Ymax=10
Yscl=1
Xres=1

```

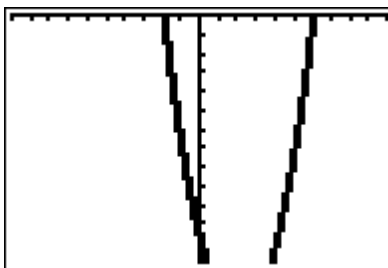


- Hit your window button. Looking at the position of the parabola (see diagram above) we can determine that the parabola exceeds the y -min of -10 . Remember when you select zoom standard both your x and y range goes from -10 to 10 . Therefore we need to adjust the y range in order to see where the parabola turns. Make your y-max 0 and y-min less than your constant. Keep adjusting the number until you can see where your parabola turns within your window. (See diagrams below).

```

WINDOW
Xmin=10
Xmax=10
Xscl=1
Ymin=-13
Ymax=0
Yscl=1
Xres=1

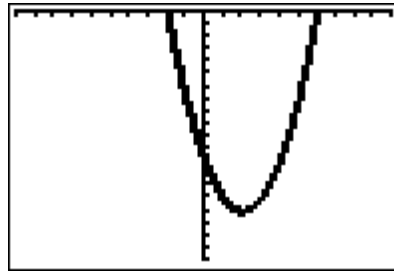
```



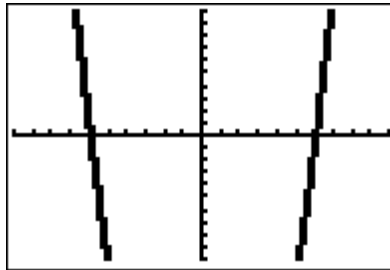
```

WINDOW
Xmin=-10
Xmax=10
Xscl=1
Ymin=-20
Ymax=0
Yscl=1
Xres=1

```



- Enter $(x+6)(x-6)$ in Y1 and $x^2 - 36$ in Y2. Press the graph button.



Since we can not see a complete image of this parabola (shown above), what can we change our window to?

Take a few minutes to adjust your window. Write down some of your observations.

On your own:

Multiply: $(x-12)(x+10)$ by using the FOIL method. Then check your answer with the calculator.

Remember:

- If the parabolas overlap your answer is correct!!!!!!
- If the parabolas do not overlap then your answer is wrong!!!!!!
- Adjust your window so that you can see where the parabola turns.

Name: _____
Math 8

Date: _____
Class work

Use the FOIL method to multiply the following polynomials.
Once you have completed this work sheet, use your calculator to determine whether your answer is correct.

SHOW YOUR WORK!!!!!!

1a) $(x - 3)(x - 4)$

b) $(x - 4)(x - 3)$

Are your answers the same or different? _____

Explain: _____

2a) $(x + 6)(x - 1)$

b) $(x - 1)(x + 6)$

Are your answers the same or different? _____

Explain: _____

3a) $(x + 3)(x - 3)$

b) $(x - 3)(x + 3)$

Are your answers the same or different? _____

Explain: _____

5a) $(x - 2)(x - 2)$

b) $(x+2)(x+2)$

Are your answers the same or different? _____

Explain: _____

6a) $(x + 3)(x + 9)$

b) $(x + 9)(x + 3)$

Are your answers the same or different? _____

Explain: _____

7a) $(x + 10)(x - 3)$

b) $(x - 3)(x + 10)$

Are your answers the same or different? _____

Explain: _____

8a) $(x + 5)(x - 7)$

b) $(x + 7)(x - 5)$

Are your answers the same or different? _____

Explain: _____

9a) $(x + 5)(x - 5)$

b) $(x - 5)(x + 5)$

Are your answers the same or different? _____

Explain: _____

10a) $(x - 2)(x + 12)$

b) $(x - 12)(x + 2)$

Are your answers the same or different? _____

Explain: _____
